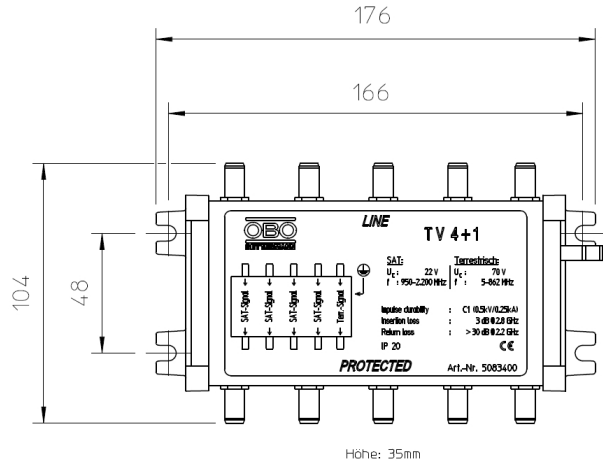



Installation Instruction

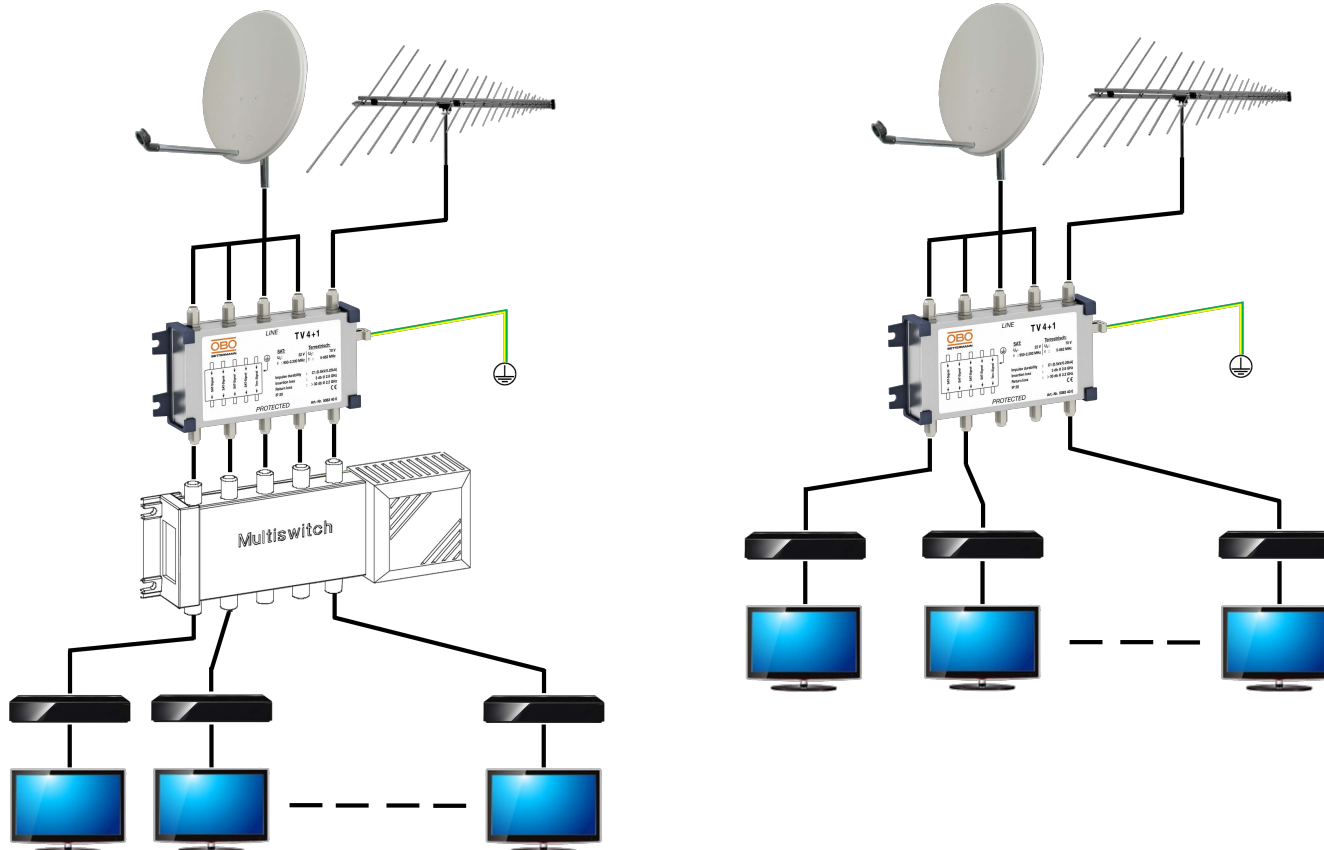
OBO TV 4+1 Schutzgerät / OBO TV 4+1 Protection device



Technische Daten / Technical Data

Type	TV 4 + 1	
	SAT	Terrestrial
Interface	SAT	Terrestrial
Uc DC	22 V	70 V
C _{Line-Line}	< 500 pF	< 50 pF
C _{Line-Earth}	< 500 pF	< 50 pF
R _{iso}	> 10 MΩ	> 1000 MΩ
U _P Ader-Ader	≤ 45 V	≤ 500 V
U _P Ader-Erde	≤ 45 V	≤ 500 V
Impulse durability _{Line-Line}	C1: 0,5 kV _{1,2/50}	C1: 0,5 kV _{1,2/50}
Impulse durability _{Line-Earth}	C1: 0,5 kV _{1,2/50}	C1: 0,5 kV _{1,2/50}
I _{Total} 8/20	0,5 kA	
IL DC	2,0 A	
Insertion loss 3dB	2,8 GHz	
Return loss (5-2.200 MHz)	> 30 dB	
Wave Resistance Z ₀	75Ω	
t _a	≤ 1 ns	≤ 100 ns
v °C	- 40 °C - + 80 °C	
Protection rating	IP 20	
Mounting	wall mounting	
Connection	F-connector	
Earthing	screw connection	
Housing material	metal	
Colour	bright	
Testing standard	IEC 61643-21	
f	950-2200 Mhz	5-862 Mhz
Order No.	5083 40 0	

Anwendung / Application



Head Office OBO BETTERMANN GmbH & Co.
 Postfach 1120 · 58694 Menden, Germany
 Hüngser Ring 52 · D-58710 Menden
 Tel. +49 (0)2373-89-0 Fax +49 (0)2373-89-238
 E-Mail: info@obo.de · www.obo-bettermann.com

Technical Hotline
 Telefon +49 (0)2373/89-1500
 Telefax +49 (0)2373/89-1550
 E-Mail hotline@obo.de